



Minor Participates:
How to complete the 2 training

Table of Contents

Page 3 – Summary of all requirements

Page 4 –Additional Assistance

Page 5 - Parent/Player Minor SafeSport (SS) Training

pg. 6 – Create account

pg. 7 – Review the courses

Pg.8 - Choose the course and enroll and take the course.

Page 9-11 – Intro to Safety Training = Combined

Sudden Cardiac Arrest (SCA) and Concussion Compliance (CC) Training

READ ME:

Thank you for participating with Washington Youth Soccer
You are the future of the sport!!

**As a Minor Volunteer/Coach/Referee (non-USSF certified)
we need your assistance in creating a safe environment for everyone involved.**

- There are 2 compliance items that are required by either State or Federal law to be completed prior to your participation.
- Without completion your local club can not allow you participate.

Required:

1. Parent/Player Minor SafeSport Certification
2. Intro to Safety (combined CC and SCA training)

A. Make sure you download a copy of the certificate. You will upload the SafeSport Certificate to your profile

B. The Intro to Safety trainings **DO NOT** provide downloadable certificates, your registrar will need to assist with syncing the platforms so they will automatically download via the API.

Additional Assistance:

Hello Parents,

You may find yourself struggling during this process, because there is more than 1 way to complete this process based on which registration platform your club is using. Your club can tell you which support number you should use for assistance. The support lines can help with question AFTER the training certifications are complete. They will not be able to assist you with the trainings.

Affinity/ NON-Sports Connect Users

Association Support Phone Number: 888-213-3999

Association Support Hours:

Monday - Friday: 8:30 AM - 5:00 PM Pacific Standard

Saturday: 7:00 AM - 3:00 PM Pacific Standard

Sunday: Closed

- A. If you have never submitted a minor RMA, you must contact Customer Support. Advise them you need a Minor Admin Profile for your child. They will provide you with a username and password for a minor participant.
- B. Once you complete both certificates and have your username and password login to the profile at wys.affinitysoccer.com (copy and paste into URL) and upload the SafeSport certificate.
- C. If they have, an expired photo/certificate uploaded that needs to be deleted, you must contact your club registrar. Only your association or state administrator can delete the image.
- D. If you accidentally upload an incorrect photo/certificate, contact your club registrar. Only your association or state administrator can delete the image.

Sports Connect Club Users

Club Support Phone Number: 866-981-2583

Club Support Hours:

Monday - Thursday 9 AM - 6 PM Eastern Standard Time

Friday 9 AM - 4 PM Eastern Standard Time

Closed on Weekends

Important information to the parents/guardians from Washington Youth Soccer:

- We believe all education is important in today's world, but that it needs to be age appropriate and delivered in an environment the parent feels is safe and sensible for their child.
- Washington Youth Soccer is required to offer SafeSport training to minors that will participate in a leadership role.
- However, participation in SafeSport training is at the consent of the parent/guardian.
- We cannot require you to provide SafeSport training to your child.
- However, they will need a SafeSport certificate to complete an RMA.
- The RMA process does not allow us to turn-off the requirement for individuals or groups.
- The player/parent training has slides/videos with topics that allows the parents to decide:
 - When and Where you will discuss SafeSport Training
 - How or if you should deliver the topics
 - What you feel your child or children is prepared to hear and discuss
- If you are 17 years old and will become 18 years old during the seasonal year per federal law, Washington Youth Soccer requires the SafeSport Full training to be completed on their 18th birthday if they are still participating.

US Soccer Policy 212-3, 5B: The mandatory components set forth in the model policies set a minimum standard. In implementing the required policies, a Covered Organization may choose to implement a policy that is stricter than the Model Policy, if it is stricter than the mandatory policy.

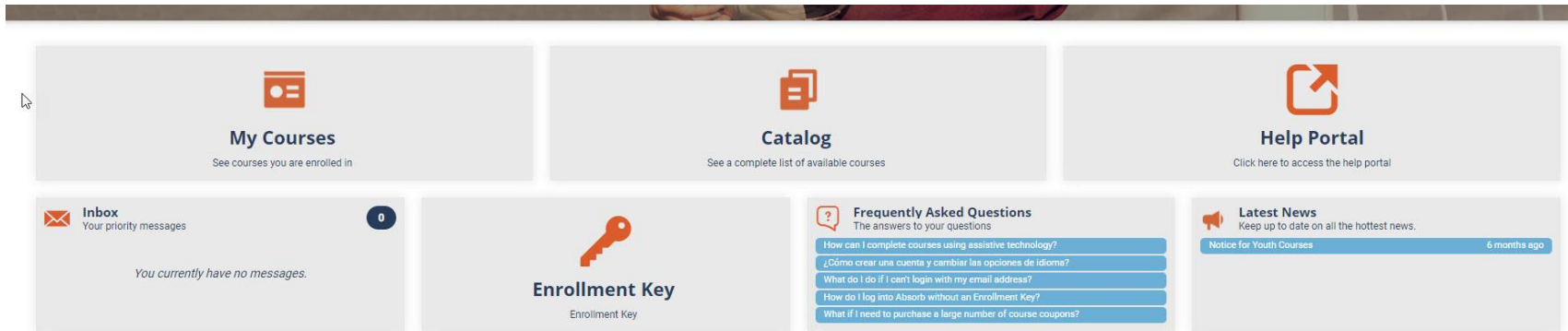
If, in implementation the required policies identified here, Covered Organizations are not in compliance with federal requirements, the organization must implement policies and procedure sufficient to meet such requirements.

If you would like more information, please reference US Soccer Policy 212-3, the SafeSport Act of 2017 or If you have additional questions contact your local club administrator or the Washington Youth Soccer Office.

SafeSport for Minors: [LINK](#)

The image displays two screenshots of the SafeSport registration process. The left screenshot shows the 'Sign Up' header and instructions: 'Please enter the information for a new account. If you have previously taken any SafeSport training, click Login (upper right of screen) to access your existing account, enter the email address you used then click Forgot Password'. Below this are input fields for First Name (Kaleb), Middle Name, Last Name, Email (@gmail.com), Password, and Re-enter Password. A callout box on the left states: 'Make sure the first name, last name and date of birth exactly match the WYS club registration.' The right screenshot shows the continuation of the form with fields for Language (English), Organization Member ID, Date of Birth (08/01/2004), Role (Athlete), and Name of Sport or Community Organization (WA Youth Soccer). A blue 'Sign Up' button and a 'Return To My Dashboard' link are at the bottom. Three callout boxes on the right provide instructions: 'From the drop select the correct role', 'Please type in WA Youth Soccer', and 'Click Sign up'.

This is the dashboard. If you do not see the dashboard, click the three lines at the top of the righthand corner.



Resume Courses



Scroll down to the bottom and locate the catalog of courses. The catalog has lots of course options, some that are free and some that will charge a fee .

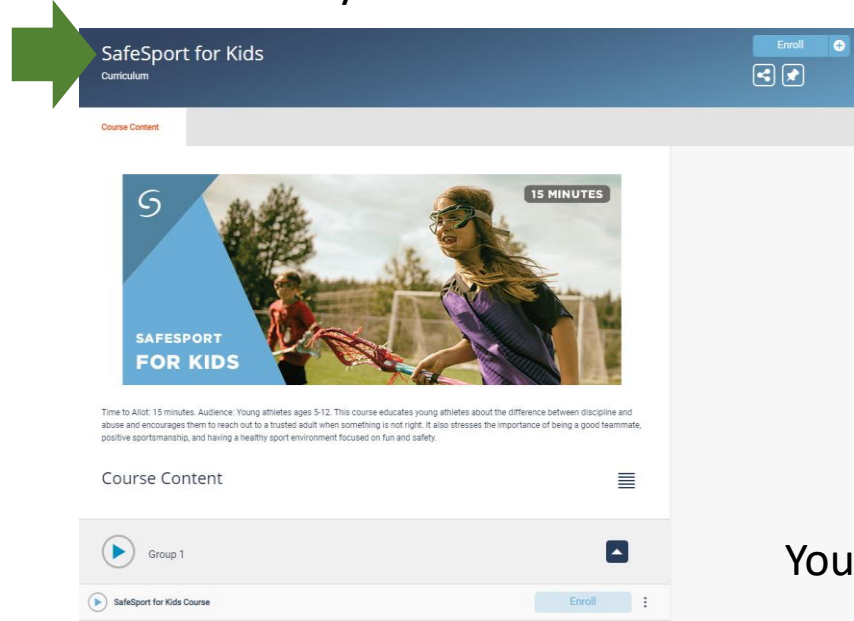


Catalog

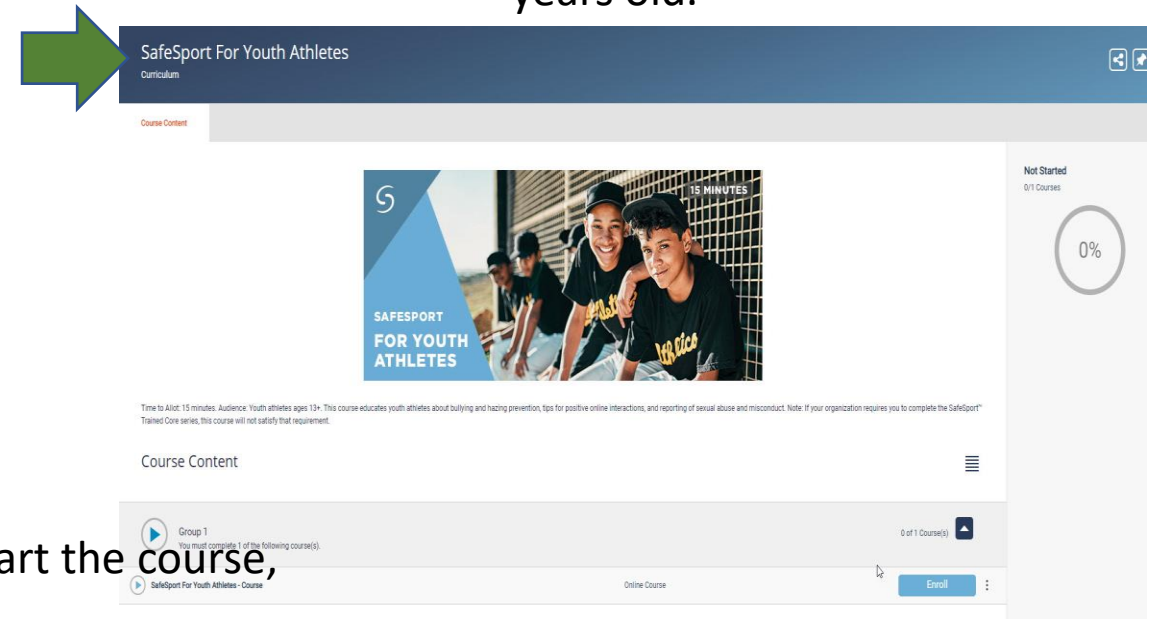


From the catalog you will select the age-appropriate training for your child.

SafeSport for Kids:
For children between the ages of 5-12 years old.



SafeSport For Youth Athletes:
For children between the ages of 13-17 years old.



You can click ▶ to start the course,
or

To ensure you are saving your progress and can come back to it easily, you can click enroll into the course and it will show in your "My Courses".

READ ME:

Intro to Safety Training: (combined CC and SCA)

The Learning Center is an educational platform provided by US Soccer. WYS encourages any Coach/Volunteers that are interested in learning more about coaching and obtaining Coaching Certifications to look further at the website.

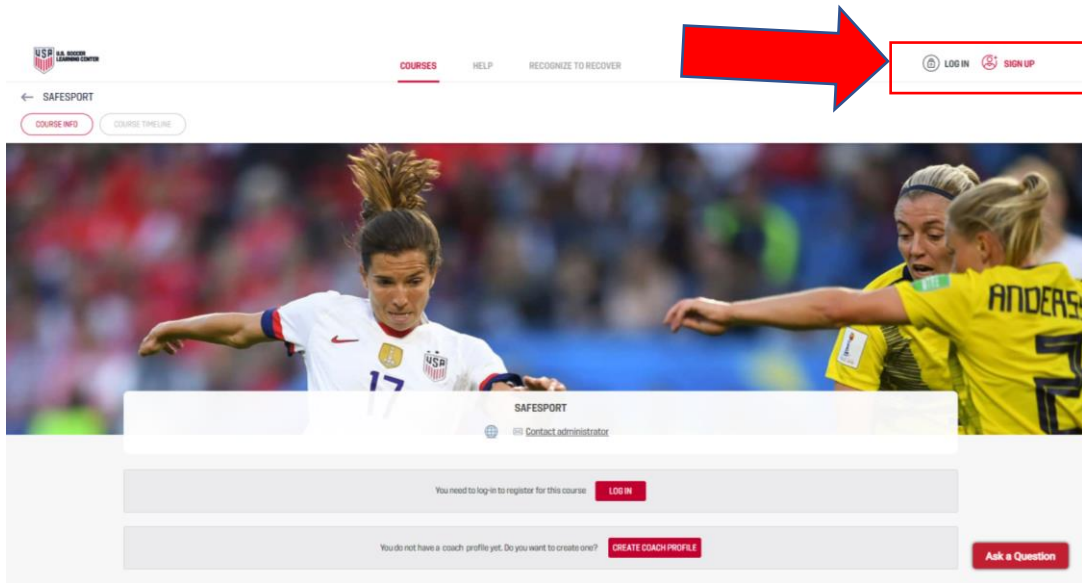
Your Sports Connect and Learning Center profiles **MUST have FULL EXACT MATCH** for the 2 systems to sync with automatic updates with the following criteria:

- LEGAL First Name
- LEGAL Last Name
- Date of Birth
- Email Address

If you already have a Learning Center profile and your name, DOB or email address do not match Sports Connect, please email learningcentersupport@ussoccer.org to request changes, before proceeding.

If you need to make a change to your Sports Connect profile, contact your club registrar before proceeding

Click her on the [LINK](#): To Login or Sign Up for a coach's profile regardless of your role



Create the profile in your child's name, use their email address for the main and enter the parent email address below

EMAIL *

Your Email

PARENT OR GUARDIAN EMAIL

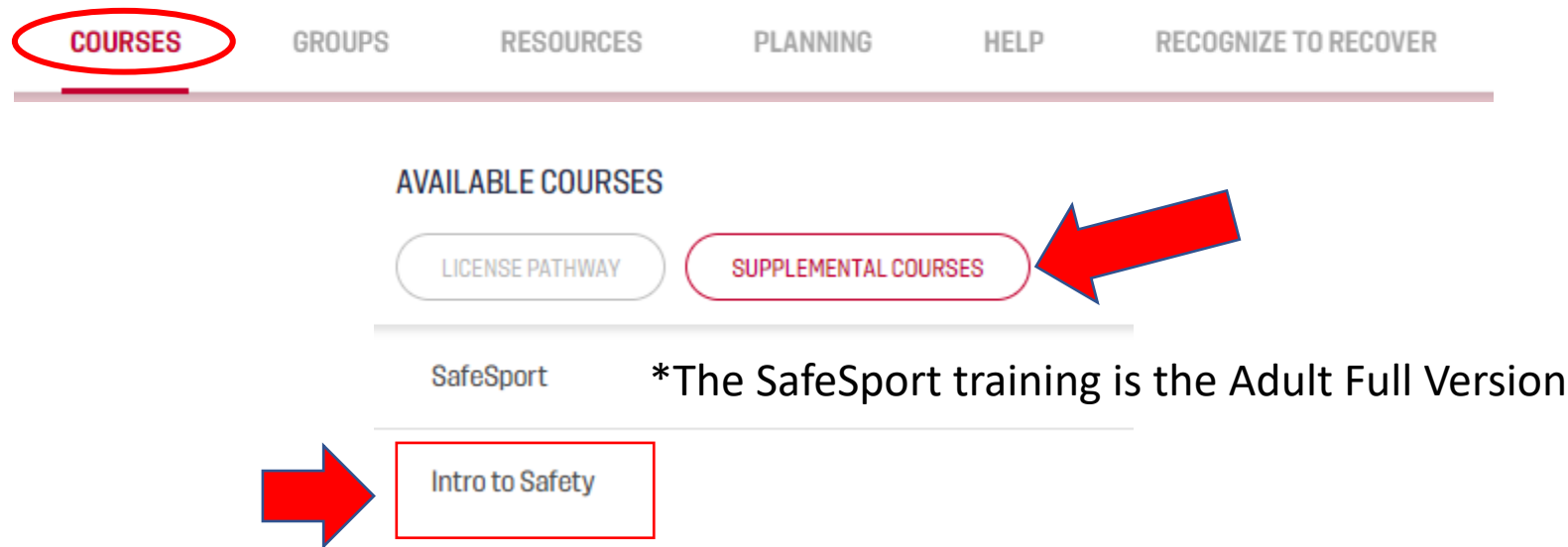
Parent or Guardian Email

?

If you just SIGNED UP, you will be required to verify your email address. Please sure to complete the email verification. Otherwise, you will be locked out of the system for future use.

You will also have to make your way back to the training courses

- a. Click on Courses
- b. Supplemental Courses
- c. Click Intro to Safety



Once you complete the training, email your registrar so they can sync your Learning Center and Sports Connect profiles together. *You only need to make this request if this the first time you have completed trainings in the Learning Center. In the future it will be automatic.*